

PSC 2015

PORT STATE CONTROL

ClassIBS

ISTHMUS BUREAU OF SHIPPING

Contents

- 3 FOREWORD
- 4 MEASURES ADOPTED BY CLASSIBS
- 5 CLASSIBS OPERATING STATISTICS - DETENTIONS
2013-2015
- 6 IBS PSC CHARTS
- 11 PHOTOGRAPHS OF THE MOST COMMON DEFICIENCIES
FOUND BY PSC DURING 2015
- 12 MOUS OFFICIAL ANNUAL REPORTS

ANNUAL PORT STATE CONTROL

FOREWORD

The objective of this report is to present the detentions on ships for which Isthmus Bureau of Shipping (ClassIBS) has carried out Class and/or Statutory work for different Ship owners and Administrations during the years 2013-2015. The report covers USCG, Paris MOU, Tokyo MOU, Black Seas MOU, Mediterranean Ocean MOU and Indian Ocean MOU (Memorandums of Understanding).

The report is based on information extracted from the MOU web sites and PSC's, detention reports obtained directly from the PSC authorities, detention reports obtained through the Flag States, detention reports obtained from our surveyors, and information of the ship status in our Data Base available previous to the detention.

Port State Control has been found to be very effective tool in reducing the number of ships with deficiencies as well as improving maritime safety and pollution prevention. There has been a significant increase in PSC activity worldwide in concern with a number of amendments to relevant international conventions.

Recognizing this and the related importance of PSC to the reputation and financial wellbeing of the ship owner and flag administration, ClassIBS has been working hard to reduce the detention rate of its Class ships.

Port State Control inspections procedures have been improved to cover not only a ships' hardware or documents, but also the operational requirements of the relevant conventions or shipboard maintenance under the ISM Code.

ClassIBS PSC performance position is considered within our target of objectives and demonstrates that ClassIBS ships are being operated and maintain to the highest standards. We are also proud of its performance over the past three years and the hard work invested by our Head Office Staff and field surveyors in ensuring that ships continue to operate in a high-quality environment.

ClassIBS Head Office
July 2016

Measures Adopted By ClassIBS


(1) **Cooperative assistance with Port States and treatment of deficiencies** When surveyors of the Society are notified of the detention of a ship classed with ClassIBS, the Society actively co-operates with the reporting PSC Authority.

(2) **Treatment of inspection reports by PSC officers** When a surveyor receives an inspection report from a port state authority, the report is sent to the ClassIBS Head Office. The report is immediately examined for the root causes of the deficiencies by experienced staff.

(3) **Special training at several meetings on PSC related issues** is conducted regularly for surveyors, to ensure that they carry out full and effective surveys with an uncompromising attitude towards ensuring the quality and safety of the ships of ClassIBS.

(4) **PSC related issues are regularly discussed at technical committee meetings**, in order to emphasis on the importance of proactively ensuring the proper procedures in place to prevent the detention of ships.

(5) **Visits to Port States** Personnel from the ClassIBS Head Office as well as local survey sites are assigned to visit the headquarters or offices of various Port States with the aim of introducing ClassIBS.



Visit to Tokyo MOU Secretariat-April 2016

ClassIBS OPERATING STATISTICS - DETENTIONS 2013-2015

In 2015 out of total six hundred and forty two (642) PSC inspections around the world; only two (2) detentions were attributed to the work performed by our surveyors. These detentions took place on ports members of the Tokyo MOU.

Therefore, on the year 2015, there were no attributable detentions to IBS by the USCG Paris MOU, Black Seas MOU, Mediterranean Ocean MOU and/or Indian Ocean MOU on any ship Class and/or certified by IBS.

The results of all regions combined arrive to a rate of 0.31% on the year 2015 and, together with the years 2013 and 2014, an accrued rate of 0.32% for the last three (3) years.

Attached, you will find the data that confirms our previous statements. We encourage you to verify its accuracy and feel free to communicate to whom you may consider appropriate.

1. Performance Worldwide
2. IBS Total Inspection 2015
3. Detentions by Flag State
4. Detentions by Ship Type
5. Detention by Ship Age
6. Detention by Gross Tonnage
7. Inspections/Detention by MOU

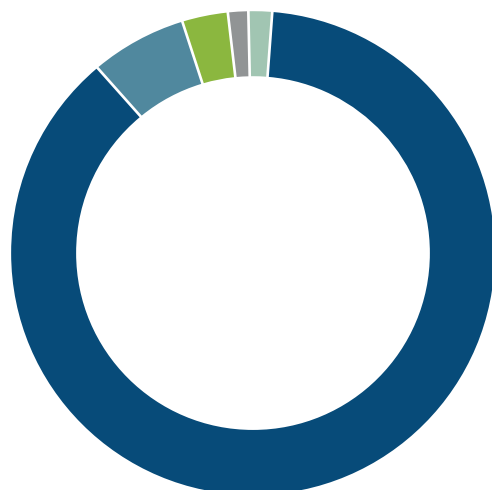
IBS PSC CHARTS

PSC Results per MOU 2013-2015

PSC RESULTS PER MOU 2013 - 2015									
	INITIAL INSPECTIONS				ATTRIBUTABLE DETENTIONS				
	2013	2014	2015	TOTAL INSP. PER MOU 2013-2015	2013	2014	2015	TOTAL ATT.PER MOU	% ATT PER MOU 2013-2015
USCG	17	11	8	36	0	0	0	0	0.00
TOKYO MOU	470	498	549	1,517	2	0	2	4	0.26
PARIS MOU	64	63	44	171	0	2	0	2	1.17
BLACK SEA MOU	38	31	30	99	0	0	0	0	0.00
MEDITERRANEAN MOU	18	14	10	42	0	0	0	0	0.00
INDIAN MOU	2	3	1	6	0	0	0	0	0.00

TOTAL PSC RESULTS										
TOTAL INSP. PER YEAR				TOTAL ATT. DET. PER YEAR						
2013	2014	2015	TOTAL INSPECTIONS 2013-2015	2013	2014	2015	TOTAL ATT. DET. 2013-2015			
609	620	642	1,871	2	2	2	6			
							% ATT. DET PER YEAR		TOTAL ATT. DET. 2013-2015 (%)	
							0.33	0.32	0.31	0.32

IBS Total Inspections 2015-All MOUs



Inspections / Detentions by Flag State 2013-2015

Flag State	Number of Inspections			Number of Detentions			Detentions Ratio (%)		
	2013	2014	2015	2013	2014	2015	2013	2014	2015
PANAMA	513	529	532	2	2	2	0.39	0.38	0.38
JAMAICA	11	14	29	0	0	0	0.00	0.00	0.00
BELIZE	77	73	70	0	0	0	0.00	0.00	0.00
HONDURAS	3	3	4	0	0	0	0.00	0.00	0.00
BOLIVIA	0	0	0	0	0	0	0.00	0.00	0.00
VANUATU	0	1	2	0	0	0	0.00	0.00	0.00
TANZANIA	4	0	1	0	0	0	0.00	0.00	0.00
MOLDOVA	1	0	0	0	0	0	0.00	0.00	0.00
SIERRA LEONE	0	0	1	0	0	0	0.00	0.00	0.00
KIRIBATI	0	0	3	0	0	0	0.00	0.00	0.00
Total	609	620	642	2	2	2	0.33	0.32	0.31

Inspections / Detentions by Ship Type 2013-2015

Gross Ton (x1,000)	Number of Inspections			Number of Detentions			Detentions Ratio (%)		
	2013	2014	2015	2013	2014	2015	2013	2014	2015
BULK CARRIER	162	187	153	0	1	0	0.00	0.53	0.00
GENERAL CARGO	223	191	262	2	0	2	0.90	0.00	0.76
CONTAINER CARGO	10	9	1	0	0	0	0.00	0.00	0.00
RO-RO SHIP	8	7	17	0	0	0	0.00	0.00	0.00
REEFER CARGO SHIP	18	14	7	0	0	0	0.00	0.00	0.00
OIL TANKER	2	5	8	0	0	0	0.00	0.00	0.00
CHEMICAL TANKER	19	16	16	0	1	0	0.00	6.25	0.00
OTHER CARGO SHIP	167	191	166	0	0	0	0.00	0.00	0.00
LPG TANKER	0	0	12	0	0	0	0.00	0.00	0.00
Total	609	620	642	2	2	2	0.33	0.32	0.31

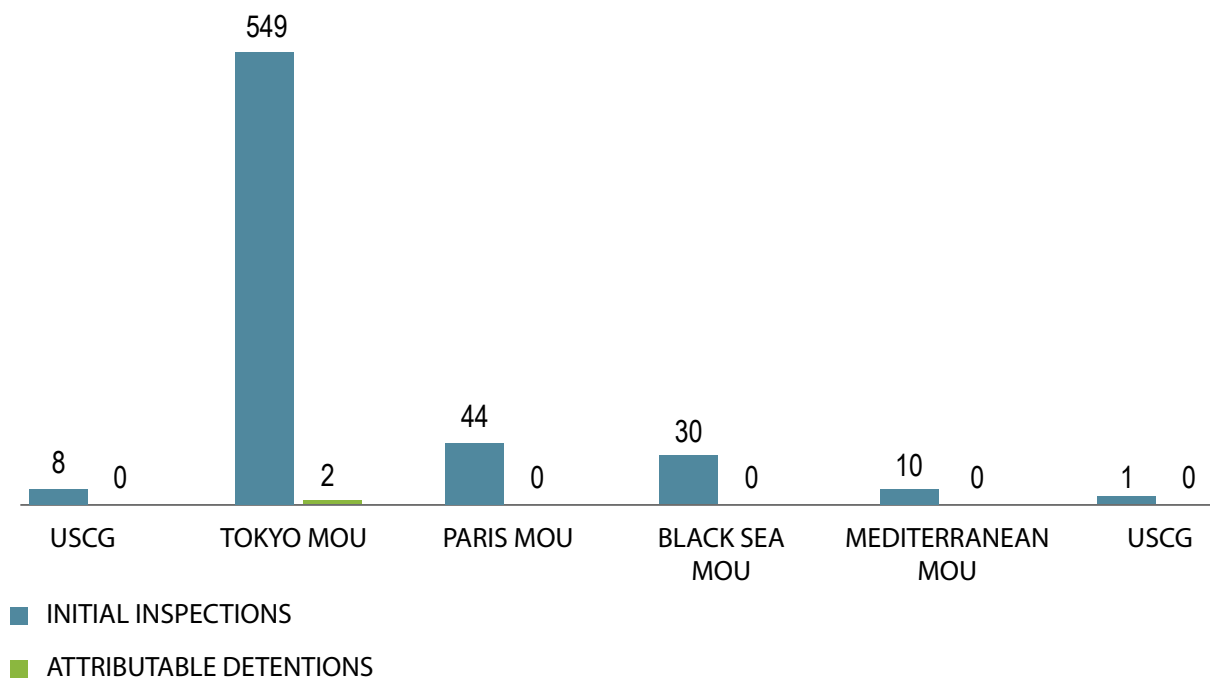
Detentions by Ship's Age 2013-2015

Gross Ton (x1,000)	Number of Inspections			Number of Detentions			Detentions Ratio (%)		
	2013	2014	2015	2013	2014	2015	2013	2014	2015
0 - 10 years olds	201	204	211	1	0	1	0.50	0.00	0.47
Over 10 and up to 20	157	160	133	1	1	1	0.64	0.63	0.75
Over 20 and up to 30	152	139	192	0	0	0	0.00	0.00	0.00
Over 30	99	117	106	0	1	0	0.00	0.85	0.00
Total	609	620	642	2	2	2	0.33	0.32	0.31

Detentions by Gross Tonnage 2013-2015

Gross Ton (x1,000)	Number of Inspections			Number of Detentions			Detentions Ratio (%)		
	2013	2014	2015	2013	2014	2015	2013	2014	2015
Up to 5	283	289	303	2	1	0	0.71	0.36	0.00
Over 5 and up to 10	149	159	164	0	0	2	0.00	0.00	1.22
Over 10 and up to 20	112	99	103	0	0	0	0.00	0.00	0.00
Over 20 and up to 30	43	49	30	0	1	0	0.00	2.04	0.00
Over 30	22	34	42	0	0	0	0.00	0.00	0.00
Total	609	620	642	2	2	2	0.33	0.32	0.31

IBS Inspections –vs- Attributable Detentions 2015



PHOTOGRAPHS OF THE MOST COMMON DEFICIENCIES FOUND BY PSC DURING 2015

Life Saving



Poor condition of lifeboat hull.

Machinery Space




Oily and dirty engine room.

Load Line



Wasted gooseneck air vent.

MARPOL



Oily water separator clogged.

MOUs OFFICIAL ANNUAL REPORTS

Paris MOU-Performance 2013-2015

Recognized Organization (RO)	Inspections	Detentions	Low/medium limit	Medium / high limit	Excess Factor	Performance level		
DNV GL AS	DNVGL	5,992	2	138	102	-1.95	HIGH	
Det Norske Veritas	DNV	9,688	6	217	171	-1.92		
American Bureau of Shipping	ABS	5,506	3	128	93	-1.92		
Lloyd's Register	LR	12,009	9	266	214	-1.91		
Korean Register of Shipping	KRS	1,018	1	28	13	-1.70		
RINA Services S.p.A.	RINA	3,390	7	82	54	-1.69		
Bureau Veritas	BV	11,366	31	252	202	-1.67		
Germanischer Lloyd	GL	11,734	34	260	209	-1.65		
China Classification Society	CCS	802	1	23	9	-1.56		
Nippon Kaiji Kyokai	NKK	7,414	27	169	128	-1.54		
Russian Maritime Register of Shipping	RMRS	3,704	19	89	60	-1.28		
Turkish Lloyd	TL	642	2	19	7	-0.95		
Croatian Register of Shipping	CRS	155	0	6	0	0.04		MEDIUM
Polski Rejestr Statkow (Polish Register of Shipping)	PRS	440	4	14	3	0.05		
Other	OTHER	348	4	12	2	0.19		
Indian Register of Shipping	IRS	67	0	4	0	0.22		
Isthmus Bureau of Shipping, S.A.	IBS	171	2	7	0	0.30		
Register of Shipping (Albania)	RSA	76	1	4	0	0.40		
Shipping Register of Ukraine	SRU	549	10	17	5	0.42		
Macosnar Corporation	MC	68	1	4	0	0.42		
Intermaritime Certification Services	ICS	102	2	5	0	0.49		
Maritime Bureau of Shipping	MBS	99	2	5	0	0.50		
Maritime Lloyd - Georgia	MLG	141	3	6	0	0.53		
International Naval Surveys Bureau	INSB	621	13	19	6	0.55		
Global Marine Bureau Inc.	GMB	87	2	4	0	0.55		
Phoenix Register of Shipping	PHRS	181	4	7	0	0.55		
Dromon Bureau of Shipping	DBS	486	11	15	4	0.61		
Columbus American Register	COLAMREG	69	2	4	0	0.63		
Panama Maritime Documentation Services	PMDS	102	3	5	0	0.67		
Panama Register Corporation	PRC	99	3	5	0	0.68		
National Shipping Adjuster Inc.	NASHA	87	3	4	0	0.74		
Venezuelan Register of Shipping	VRS	202	7	8	0	0.89		
Overseas Marine Certification Services	OMCS	85	4	4	0	0.94		
Bulgarian Register of Shipping	BRS	259	9	9	1	0.95	LOW	
Universal Shipping Bureau Inc.	USB	99	5	5	0	1.15	VERY LOW	
International Register of Shipping	IS	345	18	12	2	2.46		

PARIS MOU 2015

Recognized Organization (RO)		Total number of inspections*	Number of individual ships inspected*	Total number of detentions**	Detention-% of total number of inspections	+/- Percentage of Average (0.27%)	Detention-% of individual ships	+/- Percentage of Average (0.31%)
American Bureau of Shipping	ABS	1901	1776	1	0.05	-0.22	0.06	-0.26
ASIA Classification Society	ACS	12	12	0	-	-0.27	-	-0.31
Bulgarian Register of Shipping	BRS	89	62	4	4.49	4.22	6.45	6.14
Bureau Veritas	BV	3795	3172	8	0.21	-0.06	0.25	-0.06
China Classification Society	CCS	268	255	1	0.37	0.1	0.39	0.08
Columbus American Register	COLAM- REG	24	15	0	-	-0.27	-	-0.31
Croatian Register of Shipping	CRS	44	38	0	-	-0.27	-	-0.31
Det Norske Veritas	DNV	2973	2678	2	0.07	-0.2	0.07	-0.24
DNV GL AS	DNVGL	4274	3745	2	0.05	-0.22	0.05	-0.26
Dromon Bureau of Shipping	DBS	140	100	2	1.43	1.16	2	1.69
Germanischer Lloyd	GL	3444	2843	5	0.15	-0.12	0.18	-0.14
Global Marine Bureau Inc.	GMB	24	17	0	-	-0.27	-	-0.31
Hellenic Register of Shipping	HRS	12	8	0	-	-0.27	-	-0.31
Indian Register of Shipping	IRS	18	17		-	-0.27	-	-0.31
Intermaritime Certification Services	ICS	43	37	2	4.65	4.38	5.41	5.09
International Naval Surveys Bureau	INSB	174	138	2	1.15	0.88	1.45	1.14
International Register of Shipping	IS	108	75	6	5.56	5.29	8	7.69
International Ship Classification	ISC	10	8	0	-	-0.27	-	-0.31
Iranian Classification Society	IRCS	13	13	0	-	-0.27	-	-0.31
Isthmus Bureau of Shipping, S.A.	IBS	44	39	0	-	-0.27	-	-0.31
Korean Register of Shipping	KRS	355	328	0	-	-0.27	-	-0.31
Lloyd's Register	LR	4185	3661	1	0.02	-0.25	0.03	-0.29
Macosnar Corporation	MC	19	16	1	5.26	4.99	6.25	5.94
Maritime Bureau of Shipping	MBS	36	23	1	2.78	2.51	4.35	4.04
Maritime Lloyd - Georgia	MLG	44	26	1	2.27	2	3.85	3.53
Mediterranean Shipping Register	MSR	16	10	0	-	-0.27	-	-0.31
National Shipping Adjuster Inc.	NASHA	48	38	3	6.25	5.98	7.89	7.58
Nippon Kaiji Kyokai	NKK	2695	2424	9	0.33	0.06	0.37	0.06
Other	OTHER	101	90	0	-	-0.27	-	-0.31
Overseas Marine Certification Services	OMCS	23	20	1	4.35	4.08	5	4.69
Panama Marine Survey and Certification Services Inc.	PMSCS	18	12	0	-	-0.27	-	-0.31
Panama Maritime Documentation Services	PMDS	45	42	1	2.22	1.95	2.38	2.07
Panama Register Corporation	PRC	30	25	0	-	-0.27	-	-0.31
Panama Shipping Registrar Inc.	PSR	12	11	0	-	-0.27	-	-0.31
Phoenix Register of Shipping	PHRS	64	57	0	-	-0.27	-	-0.31
Polski Rejestr Statkow (Polish Register of Shipping)	PRS	152	108	3	1.97	1.7	2.78	2.47
Register of Shipping (Albania)	RSA	26	17	1	3.85	3.58	5.88	5.57
RINA Services S.p.A.	RINA	1271	1070	1	0.08	-0.19	0.09	-0.22
Russian Maritime Register of Shipping	RMRS	1097	885	7	0.64	0.37	0.79	0.48
Shipping Register of Ukraine	SRU	170	124	5	2.94	2.67	4.03	3.72
Turkish Lloyd	TL	181	157	1	0.55	0.28	0.64	0.32
Universal Shipping Bureau Inc.	USB	13	12	0	-	-0.27	-	-0.31
Venezuelan Register of Shipping	VRS	58	47	2	3.45	3.18	4.26	3.94

TOKYO MOU PERFORMANCE 2013-2015

Recognized Organization (RO)	No. of overall inspections 2013-2015	No. of RO responsible detentions 2013-2015	Low/medium Limit	Medium/high Limit	Excess factor	Performance level
Sing-Lloyd	419	8	14	3	0.46	MEDIUM
SingClass International Pte Ltd	243	4	9	1	0.39	
Polski Rejestr Statkow	80	1	4	0	0.38	
Panama Shipping Registrar Inc.	265	2	10	1	0.11	
International Ship Classification	899	12	25	11	0.10	
International Register of Shipping	726	9	21	8	0.09	
Universal Maritime Bureau	968	13	27	12	0.09	
Korea Classification Society (former Joson Classification Society)	733	9	21	8	0.08	
Panama Register Corporation	180	0	7	0	-0.01	
Union Bureau of Shipping	2,723	38	67	42	-0.17	HIGH
Indonesian Classification Bureau	292	1	10	1	-0.23	
Global Marine Bureau	880	8	25	10	-0.33	
Indian Register of Shipping	278	0	10	1	-0.73	
Panama Maritime Documentation Services	1,221	8	33	16	-0.80	
Overseas Marine Certification Services	1,185	7	32	15	-0.87	
Intermaritime Certification Services, S.A.	1,464	6	39	20	-1.22	
Russian Maritime Register of Shipping	1,262	3	34	17	-1.49	
Isthmus Bureau of Shipping	1,517	4	40	21	-1.49	
Vietnam Register	2,330	6	58	35	-1.58	
CR Classification Society	889	1	25	10	-1.63	
DNV GL AS	4,249	8	100	69	-1.73	
Bureau Veritas	10,255	15	229	181	-1.82	
Germanischer Lloyd	8,827	12	199	154	-1.83	
American Bureau of Shipping	9,987	13	223	176	-1.84	
Nippon Kaiji Kyokai	30,187	43	644	563	-1.84	
Det Norske Veritas	10,545	5	235	187	-1.94	
Lloyd's Register	12,855	6	284	230	-1.94	
Korean Register of Shipping	8,973	3	202	157	-1.95	
Registro Italiano Navale	2,564	0	63	39	-1.97	
China Classification Society	8,206	1	185	143	-1.98	

TOKYO MOU 2015

Recognized Organization (RO)	No. of overall inspections	No. of overall detentions	No. of RO responsible detentions	Detention percentage%	RO responsible detention percentage%	Percentage of RO responsible detentions%
American Bureau of Shipping	3,517	65	4	1.85	0.11	6.15
American Register of Shipping	32	1	0	3.13	0	0
Asia Classification Society	6	0	0	0	0	0
Bulgarski Koraben Registar	2	1	0	50	0	0
Bureau Veritas	3,522	112	6	3.18	0.17	5.36
C.T.M. Inspection and Classification Company	2	2	0	100	0	0
Caspian Register of Shipping	6	0	0	0	0	0
China Classification Society	2,575	21	0	0.82	0	0
Cosmos Marine Bureau	19	6	0	31.58	0	0
CR Classification Society	280	14	0	5	0	0
Croatian Register of Shipping	39	0	0	0	0	0
Cyprus Bureau of Shipping	6	0	0	0	0	0
Det Norske Veritas	3,248	77	1	2.37	0.03	1.3
DNV GL AS	3,255	86	5	2.64	0.15	5.81
Dromon Bureau of Shipping	15	2	0	13.33	0	0
Germanischer Lloyd	2,695	88	1	3.27	0.04	1.14
Global Marine Bureau	218	26	2	11.93	0.92	7.69
Global Shipping Bureau	11	0	0	0	0	0
Hellenic Register of Shipping	3	0	0	0	0	0
INCLAMAR (Inspection y Classification Maritime, S. de. R.L.)	4	0	0	0	0	0
Indian Register of Shipping	105	9	0	8.57	0	0
Indonesian Classification Bureau	110	23	1	20.91	0.91	4.35
Intermaritime Certification Services, S.A.	537	34	2	6.33	0.37	5.88
International Maritime Register	4	0	0	0	0	0
International Naval Surveys Bureau	25	2	0	8	0	0
International Register of Shipping	194	25	1	12.89	0.52	4
International Ship Classification	293	25	4	8.53	1.37	16
Iranian Classification Society	52	1	0	1.92	0	0
Isthmus Bureau of Shipping	549	40	2	7.29	0.36	5
Isthmus Maritime Classification Society S.A.	2	0	0	0	0	0
"Korea Classification Society (former Joson Classification Society)"	268	30	1	11.19	0.37	3.33
Korea Ship Safety Technology Authority	34	0	0	0	0	0
Korean Register of Shipping	3,154	42	1	1.33	0.03	2.38
Libyan Surveyor Mr. Sif Ennasar Abdulhamid Giahmi	1	0	0	0	0	0
Lloyd's Register	4,667	110	1	2.36	0.02	0.91
Macosnar Corporation	42	1	0	2.38	0	0
Maritime Technical Systems and Services	9	2	0	22.22	0	0
National Cargo Bureau Inc.	1	0	0	0	0	0
National Shipping Adjusters Inc	2	0	0	0	0	0

Part 2 Continue →

TOKYO MOU 2015

Recognized Organization (RO)	No. of overall inspections	No. of overall detentions	No. of RO responsible detentions	Detention percentage%	RO responsible detention percentage%	Percentage of RO responsible detentions%
National Shipping Adjusters Inc	2	0	0	0	0	0
New United International Marine Services Ltd	26	6	0	23.08	0	0
Nippon Kaiji Kyokai	10,446	310	16	2.97	0.15	5.16
Novel Classification Society S.A.	1	0	0	0	0	0
Overseas Marine Certification Services	447	45	1	10.07	0.22	2.22
Panama Bureau of Shipping	49	3	0	6.12	0	0
Panama Maritime Documentation Services	383	34	3	8.88	0.78	8.82
Panama Maritime Surveyors Bureau Inc	1	0	0	0	0	0
Panama Register Corporation	82	3	0	3.66	0	0
Panama Shipping Registrar Inc.	76	6	2	7.89	2.63	33.33
Phoenix Register of Shipping	5	0	0	0	0	0
Polski Rejestr Statkow	15	0	0	0	0	0
R.J. Del Pan	1	0	0	0	0	0
Registro Italiano Navale	907	36	0	3.97	0	0
RINAVE Portuguesa	14	1	0	7.14	0	0
Russian Maritime Register of Shipping	422	18	1	4.27	0.24	5.56
Ship Classification Malaysia	23	0	0	0	0	0
Shipping Register of Ukraine	6	1	1	16.67	16.67	100
SingClass International Pte Ltd	87	17	0	19.54	0	0
Sing-Lloyd	158	33	6	20.89	3.8	18.18
Slovak Lloyd	2	1	0	50	0	0
Turkish Lloyd	2	0	0	0	0	0
Union Bureau of Shipping	920	119	7	12.93	0.76	5.88
Union Marine Classification Society	1	1	1	100	100	100
Universal Maritime Bureau	366	45	3	12.3	0.82	6.67
Universal Shipping Bureau	23	1	0	4.35	0	0
Vietnam Register	750	23	3	3.07	0.4	13.04
Other	33	3	0	9.09	0	0

← Part 1

USCG PERFORMANCE 2013-2015

Recognized Organization (RO)	Abbreviation	Vessel Examinations				RO-Related Detentions				Ratio
		2013	2014	2015	Total	2013	2014	2015	Total	
American Bureau of Shipping	ABS	1,833	1,603	1,677	5,113	-	-	-	0	0.00%
Bulgarian Register of Shipping	BKR	-	-	3	3	-	-	-	0	0.00%
Bureau Veritas	BV	1,331	1,310	1,038	3,679	-	1	2	3	0.08%
China Classification Society	CCS	278	280	234	792	-	-	-	0	0.00%
China Corporation Register of Shipping	CR	3	6	2	11	-	-	-	0	0.00%
Croatian Register of Shipping	CRS	17	37	17	71	-	-	-	0	0.00%
Det Norske Veritas/Germanischer Lloyd	DNV GL	4,048	3,622	2,687	10,357	-	2	1	3	0.02%
Dromon Bureau of Shipping	DBS	-	-	-	0	-	-	-	0	0.00%
Hellenic Register of Shipping	HRS	5	2	-	7	-	-	-	0	0.00%
Horizon International Naval Survey and Inspection Bureau	HNS	4	4	1	9	-	-	-	-	0.00%
Indian Register of Shipping	IRS	16	12	13	41	-	-	-	0	0.00%
International Naval Surveys Bureau	INSB	18	8	8	34	-	-	-	0	0.00%
Isthmus Bureau of Shipping	IBS	17	11	8	36	-	-	-	0	0.00%
Korean Register of Shipping	KRS	353	293	287	933	-	-	-	0	0.00%
Lloyd's Register	LR	2,539	2,310	2,143	6,992	-	-	-	0	0.00%
Nippon Kaiji Kyokai	NKK	2,580	2,590	2,203	7,373	1	-	-	1	0.01%
Panama Bureau of Shipping	PBS	7	4	3	14	-	-	-	0	0.00%
Panama Maritime Surveyors Bureau	PMS	4	5	-	9	-	-	-	0	0.00%
Panama Register Corporation	PRC	4	3	2	9	-	-	-	0	0.00%
Polski Rejestr Statkow	PRS	29	14	22	65	-	-	-	0	0.00%
Registro Italiano Navale	RINA	313	387	355	1,055	-	1	-	1	0.09%
Rinava Portuguesa	RP	-	12	7	19	-	-	-	0	0.00%
Russian Maritime Register of Shipping	RS	80	47	43	170	-	-	-	0	0.00%
Universal Shipping Bureau	USB	13	10	2	25	-	-	-	0	0.00%
VG Register of Shipping	VGRS	-	6	2	8	-	-	-	0	0.00%
Panama Maritime Documentation Service	PMDS	64	95	15	174	-	1	-	1	0.57%
National Shipping Adjusters Inc	NASHA	32	20	9	61	1	-	-	1	1.64%
Compania Nacional de Registro y Inspecciones de Naves	CNRIN	3	12	-	15	1	1	3	5	33.33%
Intermaritime Certification Services	IMC	46	47	10	103	1	1	3	4	3.88%
International Register of Shipping	IROS	14	9	4	27	-	-	1	1	3.70%
Macosnar Corporation	MC	-	1	-	1	-	1	-	1	100.00%

A detention ratio less than 0.5%

0 points

A detention ratio equal to 0.5% or less than 1%

3 points

A detention ratio equal to 1% or less than 2%

5 points

A detention ratio equal to or greater than 2%

Priority 1

INDIAN OCEAN MOU 2013-2015

Recognized Organization (RO)	Abbreviation	Number of Inspections	Number of Detentions*	Detention Percentage
American Bureau of Shipping	ABS	640	28	4.38
American Register of Shipping	AMRS	3	1	33.33
Asia Classification Society	ACS	2	0	0.00
Indonesian Classification Bureau	BKI	1	0	0.00
Bureau Veritas	BV	652	39	5.98
China Classification Society	CCS	376	9	2.39
CR Classification Society	CRCS	6	0	0.00
Croatian Register of Shipping	CRS	6	0	0.00
Det Norske Veritas	DNV	157	4	2.55
DNV GL AS	DNVGL	690	61	8.84
Dromon Bureau of Shipping	DBS	1	0	0.00
Germanischer Lloyd	GL	213	5	2.35
Global Marine Bureau Inc	GMB	3	2	66.67
Indian Register of Shipping	IRS	18	2	11.11
Intermaritime Certification Services S.A	ICS	1	0	0.00
International Naval Surveys Bureau	INSB	7	2	28.57
International Register of Shipping	IS	9	7	77.78
International Ship Classification	ISC	1	0	0.00
Iranian Classification Society	IRCS	7	0	0.00
Isthmus Bureau of Shipping, S.A	IBS	1	0	0.00
Korean Register of Shipping	KRS	391	19	4.86
Lloyd's Register	LR	803	28	3.49
Maritime Bureau of Shipping	MBS	2	2	100.00
National Shipping Adjusters Inc	NASHA	1	0	0.00
Nippon Kaiji Kyokai	NKK	2050	110	5.37
Overseas Marine Certification Services, Inc.	OMCS	4	0	0.00
Panama Maritime Documentation Services	PMDS	3	3	100.00
Panama Register Corporation	PRC	2	0	0.00
Phoenix Register of Shipping S.A.	PHRS	2	2	100.00
Polski Rejestr Statkow	PRS	9	5	55.56
Registro Italiano Navale	RINA	131	7	5.34
Russian Maritime Register of Shipping	RMRS	8	0	0.00
SingClass International Pte Ltd.	SCI	2	1	50.00
Turkish Lloyd	TL	1	0	0.00
Viet Nam Register	VR	32	6	18.75
TOTAL		6253	350	

BLACK SEAS MOU 2015

Recognized organization (RO)	NUMBER OF INSPECTIONS	NUMBER OF RO RELATED DEFICIENCIES	NUMBER OF RO RELATED DETENTIONS
American Bureau of Shipping	1,470	2	1
American Register of Shipping	22	0	0
Bulgarian Register of Shipping	225	2	2
Bureau Veritas	2,733	4	2
China Classification Society	305	0	0
Columbus American Register	27	0	0
Croatian Register of Shipping	29	0	0
Det Norske Veritas	1,543	0	0
DNV GL AS	767	0	0
Dromon Bureau of Shipping	278	5	2
Germanischer Lloyd	1,696	3	1
Global Marine Bureau Inc.	128	0	0
Global Shipping Bureau Inc	52	0	0
Guardian Bureau of Shipping (GBS)	7	0	0
Hellenic Register of Shipping	17	0	0
Indian Register of Shipping	26	0	0
Inspeccion y Clasificacion Maritima (INCLAMAR)	29	0	0
Intermaritime Certification Services, ICS Class	77	0	0
International Maritime Register	15	1	1
International Naval Surveys Bureau	398	3	1
International Register of Shipping	287	17	2
International Ship Classification	32	0	0
Isthmus Bureau of Shipping, S.A.	99	0	0
Korean Register of Shipping	192	0	0
Lloyd's Register	2,234	0	0
Macosnar Corporation	119	14	2
Maritime Bureau of Shipping	33	0	0
Maritime Lloyd Ltd, Georgia	203	7	2
Mediterranean Shipping Register (MSR)	17	4	1
National Shipping Adjuster Inc.	95	1	1
New United International Marine Services Ltd.	3	0	0
Nippon Kaiji Kyokai	2,747	2	2
Overseas Marine Certification Services	54	3	1
Panama Bureau of Shipping	4	0	0
Panama Marine Survey and Certification Services Inc.	33	0	0
Panama Maritime Documentation Services	27	0	0
Panama Register Corporation	52	0	0
Panama Shipping Registrar Inc.	38	0	0
Phoenix Register of Shipping	168	4	1
Polski Rejestr Statkow (Polish Register of Shipping)	142	0	0
Registro Italiano Navale	701	0	0
Russian Maritime Register of Shipping	2,404	17	6
Shipping Register of Ukraine	530	27	5
Turkish Lloyd	725	0	0
Venezuelan Register of Shipping	107	3	1
Vietnam Register	8	0	0
TOTAL	21,504	131	37



PSC 2015
PORT STATE CONTROL



www.ClassIBS.org